



Product Attachment

FEATURES

- Upload various types of downloadable files as product attachments.
- You can Attach single or multiple attachments to the product.
- Allow unlimited product attachments.
- View attachments on the order page & product page.
- You can extension enable and disable the configuration.
- Compatible with API and GraphQL

Ultimate Guide for Magento 2 Product Attachment

Introducing Magento 2 Product Attachments extension is an extension that allows store owners to attach product-related files and other informative forms for customers to have a better understanding of the product before purchasing it. This also lets sellers convince their customers about the functionality and great performance of the product.

- Manage Product Attachment: you can add multiple attachments for products.
 - You can directly assign product attachments to multiple products.
 - Add Attachment: Easily add attachment files such as CSV, Doc, PPTx, and Pdf files, to the attachment.
 - Manage from the Product page: The product attachments offer a workflow for adding the attachments like (User manual, Installation guide) and also directly assign to multiple attachments to the product page.
-

How to install the extension

1. Install via composer (recommend)

- Enable maintenance mode **php bin/magento maintenance:enable**
- Run the command **composer require mageinic/product-attachment**
- Run the command **php bin/magento module:enable MagelNIC_Core MagelNIC_ProductAttachment**
- Run the command **php bin/magento setup:upgrade** to install the extension
- Run the command **php bin/magento cache:clean** to clean the cache
- Disable maintenance mode **php bin/magento maintenance:disable**
- Check the store environment if everything is working properly. If, at any point, the store displays an error, check the Magento logger for more details.

2. Upload via ZIP/Archive

- Back up your store's database and web directory
 - Download the extension zip file and extract the zip file
 - Transfer the **MagelNIC** folder to the Magento 2 **app/code/** directory on the server
 - Enable maintenance mode **php bin/magento maintenance:enable**
 - Run the command **php bin/magento module:enable MagelNIC_Core MagelNIC_ProductAttachment**
 - Run the command **php bin/magento setup:upgrade** to install the extension
 - Run the command **php bin/magento cache:clean** to clean the cache
 - Disable maintenance mode **php bin/magento maintenance:disable**
 - Check the store environment if everything is working properly. If, at any point, the store displays an error, check the Magento logger for more details.
-

Extension Configuration

To configure the extension configuration, Please go to **Stores → Settings → Configuration → MagelNIC → Product Attachment**.

General

Configuration

Scope: Default Config ?

Save Config

GENERAL

CATALOG

SECURITY

CUSTOMERS

SALES

SERVICES

MAGEINIC

Product Attachment

ADVANCED

General Configuration

Module Enable [store view] Yes

Attachment Tab Name [store view] Product Attachment

Upload File Size [store view] 5

File Upload in MB

Set the attachment tab name here

Enable Functionality here

Set Upload file size here

Module Enable - enable or disable the extension by clicking 'Yes' or 'No'.

Attachment Tab Name - Specify the name for the tab with the product attachment.

Attachment File Size - Set the attachment file Size for Validation.

Extension Usage

Attachment Management

To see all the attachments please go to **MageINIC** → **Manage Attachment**.

- Show a list of attachments in the grid and to add a new attachment click on the add new attachment button

- Added Attachments to particular Products.

← Back Delete Attachment Reset Save and Continue Edit **Save Attachment**

ATTACHMENT INFORMATION

Attachment Information ✓

Select Products

Select product for display attachment on those products

Search Reset Filter 2040 records found 20 per page 1 of 102

	Product ID	Name	Sku	Price
<input checked="" type="checkbox"/>	1	Joust Duffle Bag	24-MB01	\$34.00
<input type="checkbox"/>	2	Strive Shoulder Pack	24-MB04	\$32.00
<input type="checkbox"/>	3	Crown Summit Backpack	24-MB03	\$38.00
<input type="checkbox"/>	4	Wayfarer Messenger Bag	24-MB05	\$45.00
<input type="checkbox"/>	5	Rival Field Messenger	24-MB06	\$45.00
<input type="checkbox"/>	6	Fusion Backpack	24-MB02	\$59.00
<input type="checkbox"/>	7	Impulse Duffle	24-UB02	\$74.00
<input type="checkbox"/>	8	Voyage Yoga Bag	24-WB01	\$32.00
<input type="checkbox"/>	9	Compete Track Tote	24-WB02	\$32.00
<input type="checkbox"/>	10	Savvy Shoulder Tote	24-WB05	\$32.00
<input type="checkbox"/>	11	Endeavor Daytrip Backpack	24-WB06	\$33.00
<input type="checkbox"/>	12	Driven Backpack	24-WB03	\$36.00
<input type="checkbox"/>	13	Overnight Duffle	24-WB07	\$45.00

Click on checkbox for select products to add attachment

Add product attachments through the product page.

Please go to **Catalog → Product → Edit Product**

- Go to the Add Product Attachment tab and click on the Add Attachment button

Joust Duffle Bag ← Back Add Attribute Save

Erin Recommends ☐ No

New ☐ No

Sale ☐ No

Content

Configurations

Configurable products allow customers to choose options (Ex: shirt color). You need to create a simple product for each configuration (Ex: a product for each color). **Create Configurations**

Product Reviews

Images And Videos

Add Product Attachment

Product Attachments

Product attachments used to provide product related documents.

Click on add attachment button to show list of attachments

Add Attachment

- Select the Product attachments you want to set and Save the Product

Add Attachment ×

Cancel Add Selected Attachments


After Select attachments
click add selected attachments


1 records found (1 selected) 20 per page < 1 of 1 > Filters

	ID	Name	Description	File	Created	Modified	Status
<input type="checkbox"/>	1	Sample Pdf file	Sample Pdf file	sample.pdf	Jan 11, 2024 11:50:36 PM	Jan 11, 2024 11:50:36 PM	Enable

Click on checkbox
and select attachments

- Check and verify the product attachment tab on the product detail page. Also, You can see the product attachment document in the product attachment tab.




Search entire store here... 

[What's New](#) [Women](#) [Men](#) [Gear](#) [Training](#) [Sale](#)

[Home](#) > [Joust Duffie Bag](#)

Joust Duffie Bag



★★★★☆

2 Reviews

[Add Your Review](#)

\$34.00

IN STOCK

SKU#: 24-MB01

Qty

[Add to Cart](#)


[ADD TO WISH LIST](#)


[ADD TO COMPARE](#)

Details

Reviews (2)

Product Attachment

 Sample Pdf file


 Sample Document file

Product attachment Tab

Product attachment Link
(You can click and Download)

Add Attachments to Orders

- Customers can find all attachments regarding completed orders in their accounts. When they view a necessary order in the tab **'My Orders'**, they find corresponding files.
- Click on the link you can download the attachment files.

 AgeINIC

My Account

My Orders

My Downloadable Products

My Wish List

Address Book

Account Information

Stored Payment Methods

My Product Reviews

Newsletter Subscriptions

Compare Products

You have no items to compare.

Recently Ordered

☐ Joust Duffle Bag

Add to Cart

View All

My Wish List

You have no items in your wish list.

Order # 000000003



PENDING

January 12, 2024

[Reorder](#)

[Print Order](#)

Items Ordered

Product Name	SKU	Price	Qty	Subtotal	
Joust Duffle Bag	24-MB01	\$34.00	Ordered: 1	\$34.00	
<div> Sample Pdf file</div> <div> Sample Document file</div>					
				Subtotal	\$34.00
				Shipping & Handling	\$15.00
				Grand Total	\$49.00

Attachments visible on customer order and click on the link you can download the attachment file

Order Information

Shipping Address	Shipping Method	Billing Address	Payment Method
Veronica Costello 6146 Honey Bluff Parkway Calder, Michigan, 49628-7978 United States T: (555) 229-3326	Best Way - Table Rate	Veronica Costello 6146 Honey Bluff Parkway Calder, Michigan, 49628-7978 United States T: (555) 229-3326	Check / Money order